

NOTES:

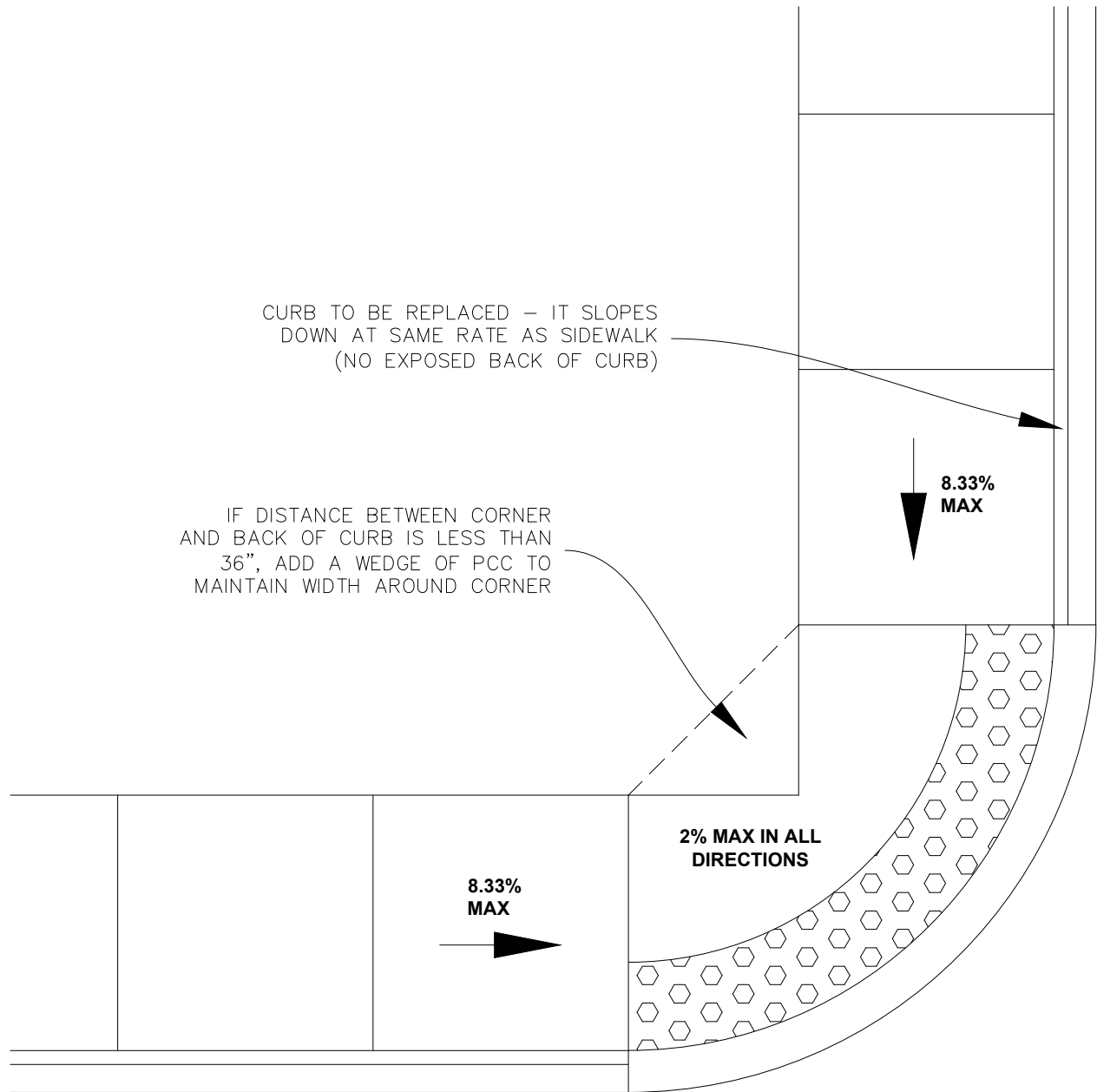
1. FOR SIDEWALK INSTALLED PRIOR TO 1992 (JANUARY 1) THE FOLLOWING EXEMPTIONS APPLY:
 - 1.1. 10% LONGITUDINAL SLOPE ALLOWED ON RAMP IF RISE IS $\leq 6"$
 - 1.2. 12.5% LONGITUDINAL SLOPE ALLOWED ON RAMP IF RISE IS $\leq 3"$

REVISION: 1/1/20



VILLAGE OF RIVER FOREST
PUBLIC WORKS - ENGINEERING
400 PARK AVE.
RIVER FOREST, IL 60305
PH. (708)-366-8500

SIDEWALK RAMP REPLACEMENT DETAIL (1 OF 3)



NOTES:

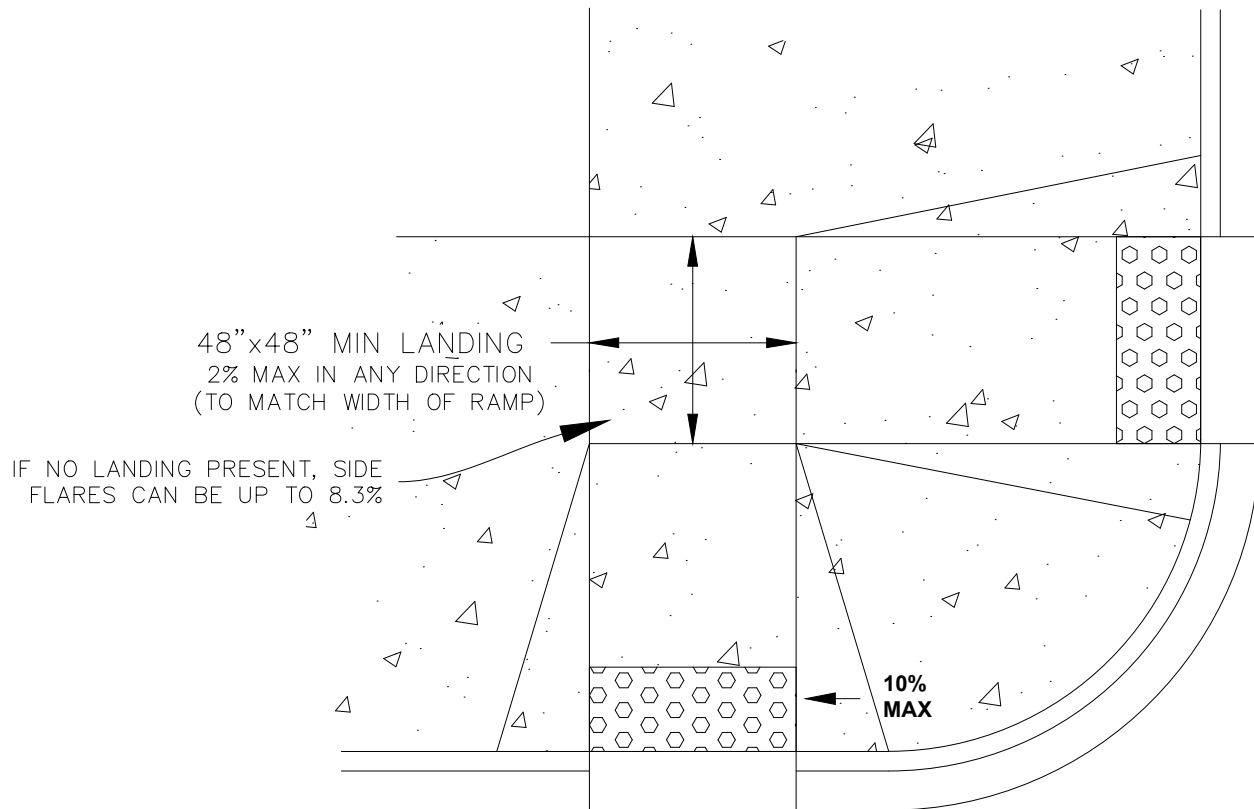
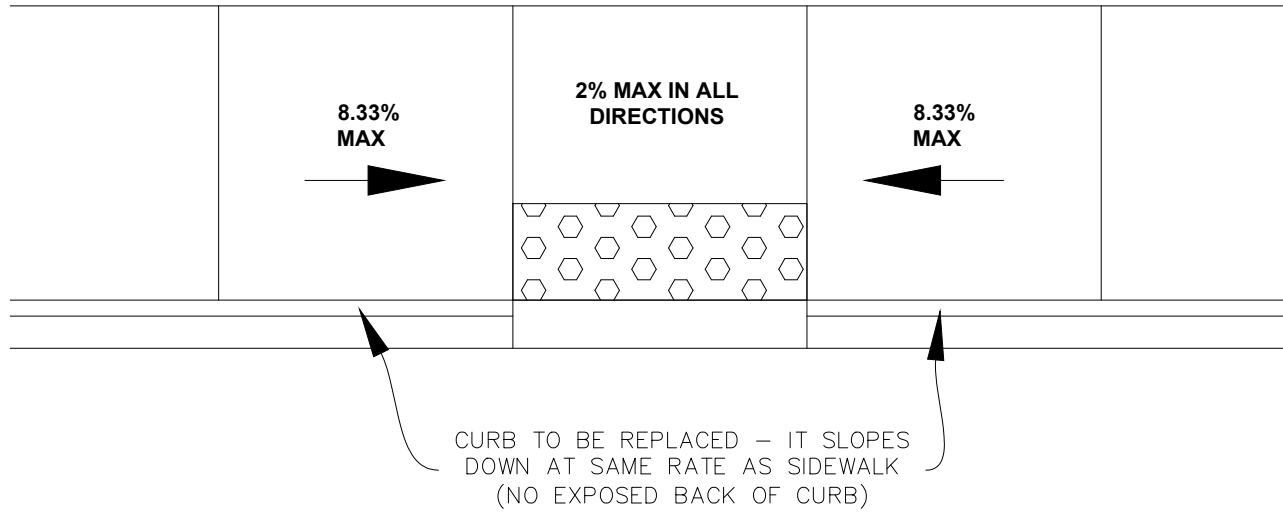
1. FOR SIDEWALK INSTALLED PRIOR TO 1992 (JANUARY 1) THE FOLLOWING EXEMPTIONS APPLY:
 - 1.1. 10% LONGITUDINAL SLOPE ALLOWED ON RAMP IF RISE IS $\leq 6"$
 - 1.2. 12.5% LONGITUDINAL SLOPE ALLOWED ON RAMP IF RISE IS $\leq 3"$

REVISION: 1/1/20



VILLAGE OF RIVER FOREST
PUBLIC WORKS - ENGINEERING
400 PARK AVE.
RIVER FOREST, IL 60305
PH. (708)-366-8500

SIDEWALK RAMP REPLACEMENT DETAIL (2 OF 3)



NOTES:

1. FOR SIDEWALK INSTALLED PRIOR TO 1992 (JANUARY 1) THE FOLLOWING EXEMPTIONS APPLY:
 - 1.1. 10% LONGITUDINAL SLOPE ALLOWED ON RAMP IF RISE IS $\leq 6"$
 - 1.2. 12.5% LONGITUDINAL SLOPE ALLOWED ON RAMP IF RISE IS $\leq 3"$

REVISION: 1/1/20